

MILLENNIUM

MAGAZINE

OPEN HOUSE 2014
*A Journey that took us
"Around the World"*



LE CORDON BLEU
Cooking with Class

15 YEARS OF EXCELLENCE
Millennium Milestones

GROWING UP MILLENNIUM

a letter from the Editor!



I should have listened to you guys when you told me I'd blink and my babies would be grown. As I'm sending my first born off to college this year it's really made me take a moment and reflect. She was my partner in crime during the early days here at Millennium. Her and I would do the parts runs together and, more often than not, she was the not so willing witness to the dinner table discussions regarding how to make payroll or daddy's latest daring design. As we focused this issue on the celebration of our Millennium family, team and history, I thought who better than my lovely daughter Alex to write and edit this issue of Millennium Magazine. I'm so proud to hand over my title (temporarily) to her!

Evelyn

– Evelyn , Chief Cook and Bottle Washer

I don't remember a day when Millennium wasn't part of my life. I literally grew up in the shop watching reruns of Blues Clues with a table saw running in the background. As we celebrate 15 years of success this year, I'm so thankful for all the great memories I've accumulated and the wonderful people I've had the fortune of meeting over the past 15 years.

It was so great to see so many of you during the recent Open House. I feel like I had a family full of moms and dads giving me advice on what to expect this year as I head off to college. And I tell you, there was no shortage of offers to "check up on me" (no thank you!) or to provide a hot meal to a starving college student. The greatest part is knowing that I have Millennium family from coast to coast! For those of you who missed this amazing event, check out the photo spread on pages 14 & 15. You'll be sad to see how much fun you missed!

When my parents are asked about the secret to their success they always say "it's no secret, just hard work and passion" and I can truly attest to that. Working with my parents to grow Millennium into the success story it is today is probably the single most important thing that they've done to prepare me for this next chapter in my life. The commitment they make to being the best is not only admirable; it's the road map for my success. Take a moment and look through the "15 Years of Excellence" timeline on pages 4 & 5. We shared so many fond memories and laughs reminiscing as we put that together, and I look forward to adding to it again in 10 years.

More than anything though, I cherish the road trips we've taken together. Mom and Dad would load me and my brother up and we'd hit the road for a month long adventure or just a long weekend. One of my favorite trips was to Lake Toxaway, NC when I was 8. We were running from Hurricane Charlie and after driving all night my parents woke up to a note I'd left on the galley explaining that I'd gone "mountain climbing" and would "be home soon." After a few minutes of panic they discovered me outside climbing on a dirt pile, that to a Florida girl looked like a mountain! On page 8 we revisit beautiful Lake Toxaway and although we left out the infamous "Dirt Pile Mountain," we did include some really great places for shopping and dining.

One of the best parts of Growing Up Millennium has been working with the great team of people. I've done everything from answer phones to clean bathrooms (definitely would rather answer phones) and have worked alongside most of the Millennium crew. I have so many of them to thank for taking me under their wing and guiding me both personally and professionally. On page 7 you get to meet our "Oh So Fabulous Dinora" who has some Mad Decoratin' Skills! But she's also an amazing person and I love working with her. She's not only taught me how to catalog carpet samples but how to have grace under fire.

So with this issue let's celebrate 15 years of family, fun, and amazing success thanks to all of you! Good luck in all your travels, and keep me in your prayers as I start a journey of my own!

–Alex, Assistant Cook & Bottle Washer



Prevast Prows - Cheyenne, WY



First Road Trip - Key West



Tampa Super Show 2005



Clowning with Dad



Rest Stop - Lincoln, NE

INVENTORY



2005 Millennium XLII-S2 #558



2006 Country Coach XLII-S2 #555



2009 Featherlite H3-45 S3 #557



2005 Millennium H3-45 S2 #564



2011 Millennium XLII S2 #551




15 YEARS OF EXCELLENCE

Where did the time go? Everyone at Millennium seems to be asking themselves that these days. It seems like yesterday Evelyn was doing double duty answering phones and cleaning coaches and it wasn't unusual to find Nelson wiring up an inverter in the bay of a coach. All of this while Adam looked on from his high chair by the "office" (an old metal desk that also served as the lunch table.) It's amazing where hard work, passion and dedication to great customer service can take you.

2000

First Millennium conceptual drawing completed



2002

Millennium's first of many expansions from a 2,500 sq ft bay on Airport Blvd to a 20,000 sq ft Manufacturing Facility



2003

Millennium converts first H3-45 Double Slide, dubbed "The Tiger"



2001

Millennium's first debut



2006

Millennium debut's "iControl" Home Automation System featuring Quad inverter Set Up and Remote Access

2005

Millennium's history featured as a cover story for FMCA

The American Dream is alive and thriving! Millennium's success proves that the American Dream is not a thing of the past. From very humble beginnings we've grown a team of exceptional caliber and created a product that's truly unrivaled in the industry. We've always believed in quality over quantity and this was the key to helping us thrive when others were just trying to survive.

It takes a village. The business has flourished and grown thanks to the amazing people Evelyn and Nelson chose to surround themselves with, from their dedicated staff who share their vision to the vendors they partner with to build such a great product. What started as the dream of one couple has now thrived to be a shared vision by many.

Let's hit the highlights. In honor of our 15 year milestone we'd like to share some of the company's history and highlights with you. From building the first Millennium coach to being crowned #1 in the industry. We couldn't have done it without the amazing support of our team of employees, vendors and customers. Thanks for coming along for the ride.

2009
Millennium builds first converted Prevost Quad Slide H3 45



2011
Millennium wins approval for Canadian import

2013
Golden 100 Award Winner
Smart Awards Winner
Featured on Destination America's "Epic RV's Season 1 and Season 2"
"The Journey" web video series debuts
Millennium debuts Savant Home Automation System



2008
First issue to print of the wildly popular Millennium Magazine



2010
Millennium Moves to new 100,000 sq ft Facility



2012
Millennium featured on Travel Channel's "Tricked Out Trailers"

2014
Millennium takes #1 & #2 Spot on Travel Channel's "Mega RV Countdown"



CONNECTIONS!

Meet Ron and Donna Presley

It all started when the Presley's decided to rent a Winnebago for a road trip with some friends. They were heading to Vegas traveling through the I-70 Loveland Pass. Folks you know where this is going! With no guardrails lining the sheer drop-offs, it's not a route for the faint of heart. They started climbing the pass, but it wasn't long before their friends cried mercy and forced them to stop; they then proceeded to walk to the nearest town and rented a car. We're sure it had nothing to do with Ron's driving!

On a recent visit to Millennium Ron and Donna decided to take a quick peek at the Millennium Show Coach scheduled to be on display at the 2014 Tampa Super show. It was love at first sight! They bought it on the spot, and graciously agreed to still let us take it to the show before they then hit the road in search of new adventures. For those that didn't make it to Tampa this year, we thought we'd share a few pictures of this beautiful coach that caught their eye.



MEET THE TEAM:

Dinora Torres



Dinora Torres ~ Interior Design

Every successful company has a secret weapon, ours just happens to be the amazing people that work at Millennium. Take our Design department for example; we couldn't be more honored to have the uber-talented Dinora Torres as part of our team of inspiring designers. This New York native spent years working in visual merchandising before showing off

her talent for captivating coach design. We convinced her to take a break from sketching out the latest sofa and sifting through fabrics long enough to share a little about her passion for design.

MM: What led you to become an interior designer?

Dinora: I've always had a knack for making unexpected elements look great together. As a child I was always designing something...clothing, board games, I even created a floor plan for a zoo! My mother was such an inspiration, she really encouraged my creativity. We could spend an entire weekend redecorating a room. It would start with rearranging the furniture and end up with us painting the room and re-accessorizing!

MM: Tell us a little about the process clients go through when they work with you.

Dinora: It all starts with getting to know the coach owners and building a good rapport so that they're comfortable enough to open up about exactly what they're looking for. From that point on it's about making sure the design comes together just the way the customer envisions it. With so many choices, sometimes making decisions can seem intimidating, but I'm there every step of the way to guide them and to make the process fun and rewarding for everyone. When it all comes together at the end we've made their dream "home" a reality.

MM: Where do you find your inspiration?

Dinora: Working with a fantastic group of vendors always keeps me current. But my best resource is the feedback that I get from clients. A big part of the job is being a great listener and having the resources available to bring their ideas to life.

MM: What's your favorite part about being a designer at Millennium?

Dinora: I enjoy the range of projects that I get to be a part of. I might be working on a paint scheme and exterior graphics for a new coach and then meeting with a client to discuss a remodel, or maybe just a way to spruce up the coach with a new bedding ensemble. But what I like most is the challenge of discovering a couple's individual style and making sure the overall look feels cohesive and stylish, while also working within the space constraints of a coach, keeping in mind factors like weight, slide layout, and usability. I look at it as an opportunity to make the most out of every item we select for a coach.

MM: How would you describe the "Millennium look?"

Dinora: We definitely have our roots in the luxury yacht industry, which is evident in our choice of exotic wood veneers and luxurious finishes. While our "look" can vary based on our customer's tastes, Millenniums are well known for being stylish without sacrificing functionality. We work hard to stay current without being trendy, and use only the highest quality materials. When working with a client on a custom build I encourage them not to be afraid to move away from the traditional "luxury coach" look and try something different, as well as to incorporate their own personal design style into their coach.

MM: Who out of the couple tends to be more involved in the design process?

Dinora: You can definitely see the ladies light up when selecting fabrics and decorative trimmings while the guys tend to focus more on the exterior. But don't let them fool you, when it comes down to it the guys want a bit of influence on the interior as well. It's my job to make sure that everyone leaves the design room feeling as if their personal style and design choices are represented and excited to see the finished product. That means sometimes we have mini-marriage counseling sessions, but it all comes together in the end!



Untamed Luxury. U



June 14, 2014

Coach Cottage Showcase and Cocktail Tour

July 18 – 20, 2014

Mountain Falls Rally “A Taste of Tuscany”

Featuring Motorcoach Displays, Clubhouse* Dinner, Outdoor Movie Theatre,
Wine Tastings, Hot Air Balloon Rides, Entertainment and more.

*Brand new Clubhouse under construction and will be dried in.

Unlimited Adventure.



MOUNTAIN FALLS
LUXURY MOTORCOACH RESORT

The Ridge at Mountain Falls Luxury Motorcoach Resort

20 Resorts Boulevard, Lake Toxaway, NC 28747

www.mountain-falls.com • (888) 466-9350

Find us on   

Buy. Rent. Relax. Enjoy.

Mention this ad and
code **MLMC414** to
SAVE 10%
on your stay.

Book by May 30.
Some rules apply.

877-323-0190

www.millenniumluxurycoaches.com



Our Favorite Rally Dishes



Cooking in an RV can be especially tricky and just the thought of Beef Wellington on the road seems a bit of a challenge. During our recent Open House our guests had the chance to work with the team of professional chefs at the world renowned Le Cordon Bleu Cooking School. We couldn't believe how easy they made such complicated sounding dishes!

Definitely considered one of the highlights of the week, we couldn't help but share a part of the experience with you. Whether you tackle this one in the comfort of your home kitchen or on the road, we challenge you to find the French chef living inside all of us. Bon Appetite!

GREEN BEANS WITH PEPPERS AND CRISPY BACON



Servings: 4-6

Ingredients:

- ¼ lb diced bacon
- ¼ lb roasted bell peppers
- 1 lb trimmed green beans
- Pepper to taste

Preparation:

1. Dice bacon and render slowly until visible fat is liquefied. Remove crisp bacon and drain on a paper towel, leaving the fat behind in sauté pan. Reserve crisp bacon until later in the process.
2. Heat a large pot of salted water to a boil on the stovetop.
3. Trim the stem ends from the beans and discard stems.
4. Cut the peppers into desired shape, either diced to match bacon or in strips similar to bean shape.
5. When the water boils, cook the beans until al dente, then strain.
6. While the beans are cooking, reheat the bacon fat. Add the roasted peppers to heat gently.
7. Combine the cooked beans, warm peppers and bacon fat. Garnish with crisp bacon.
8. Season with freshly cracked pepper as desired.

BEEF WELLINGTON

Servings: 6

Ingredients:

- 1 cleaned beef tenderloin (split)
- Minced shallots
- 4 oz. white wine
- 3 cups minced mushrooms
- 1 clove minced garlic
- 1 sprig of minced thyme
- 1 tablespoon minced flat leaf parsley
- 1 sheet puff pastry
- Egg yolk
- Salt & pepper taste
- Canola oil as needed

Preparation:

1. Season the beef tenderloin with salt and pepper and sear in oil to develop a golden brown color.
2. Remove beef from pan and reserve the liquid.
3. Sweat shallots, garlic and mushrooms in the hot fat from cooking the beef, then deglaze pan with white wine.
4. Cook the mixture until dry and set aside to cool. Add parsley and thyme, season to taste.
5. Roll out puff pastry, coat beef with mushroom mixture and place beef on puff pastry.
6. Wrap the puff pastry up and around the mushroom coated beef and seal the edges of the pastry. Then brush with egg wash.
7. Bake at 400° until pastry is golden and meat is medium-rare or 130 degrees internal temperature.
8. Allow to rest about 10 minutes before slicing.



TURKEY ROULADE WITH APPLE, CHESTNUT AND SAGE STUFFING

Servings: 8

Ingredients:

- 4 lbs. boneless, single lobe turkey breast
- 1 cup diced celery
- 1 cup onion (diced)
- ½ cup diced apples
- 2 tbsp. minced fresh sage
- ½ loaf cubed bread (dried overnight)
- 1 beaten egg
- ¼ cup chopped chestnuts
- Chicken stock or broth (as needed)
- Cooking oil (as needed)

Preparation:

1. In a large sauté pan, sauté the celery and onion until tender and onion is translucent.
2. Add the apple and sauté until it begins to soften.
3. Remove the pan from the heat and let cool.
4. When cooled, add the sage, bread cubes, egg and chestnuts. Toss to combine so that the egg is evenly distributed.
5. Add stock a little at a time to moisten the mixture.
6. Pound the thicker end of the turkey breast with a meat mallet to flatten.
7. Layer the stuffing mixture on top of the turkey breast, leaving an unfilled edge with two inches.
8. Roll up the turkey breast going toward the unfilled edge. Secure with skewers.
9. Sear turkey roulade in hot oil until golden brown.
10. Transfer seared roulade to a 350 degree oven and roast until 165 degrees internally.



When purchasing your next Motor Coach, remember that financing doesn't have to be the deal breaker.

Financing and Refinancing up to \$1,500,000

Over Forty Years of National Experience

Great Interest Rates & Extended Terms

The Ability to Finance Montana LLC's

No Loan Processing Fees

CALL TODAY: 1-800-767-8881

**Sebrite
Corporation**

"Luxury Coach Financing"

"You have tried the rest, now experience the best"

MILLENNIUM DESIGN SERVICES

Specializing in keeping coaches looking their best, the Millennium Design Center can help with everything from custom bedding and accent pieces, to complete remodels and technology updates. We have the experience, resources and passion to bring new life into a coach showing signs of its age, or those times that you're just ready for a brand new look.

REMODELS

- New Upholstery
- New Furnishings
- Carpet, Tile & Hardwood Flooring
- Custom Mats & Runners
- Custom Bedding & Pillows
- Granite Fabrication & Installation
- Window Treatments
- Premium Lighting
- Luxury Fixtures & Accessories
- Custom Cabinetry
- Custom Bays





Western North Carolina is just one of those places that visitors are drawn to in the warmer months. With its undeniable natural beauty, Lake Toxaway offers a kind of solitude that's hard to come by these days. We've compiled our list of must-do's for the area in the hopes that you might stop by "America's Switzerland" on your next road trip. Its world class food, breathtaking hills and comfortable weather welcome you with open arms!

EAT:

- **Lakeside Restaurant at The Greystone Inn**
 - This classy establishment is open 7 days a week and offers delicious American cuisine. You can also enjoy nightly guitar music or just cozy up by the fire place after a long day of hiking.
 - Address: Greystone Ln, Lake Toxaway - 800-824-5766
- **The Gamekeeper's Tavern**
 - This one's for all the adventurous foodies out there. The Taverns offers everything from Greek Nachos and Bison Burgers to bacon wrapped quail.
 - Address: 3646 U.S. 64, Sapphire, NC - 828-734-4263
- **Rocky's Grill & Soda Shop**
 - Get ready to go back in time at this North Carolina landmark. Not only do they offer the traditional shakes and burgers but you'll also find good old-fashioned candy waiting to be devoured.
 - Address: 50 S Broad St, Brevard, NC - 828-877-5375



SHOP:

- **The Barn: Lake Toxaway's Fresh Market**
 - This isn't your run-of-the-mill farmers market. Here you'll find fresh-cut beef, cheese, ice cream, and even bird houses!
 - Address: 16775 Rosman Highway, Lake Toxaway - 828-862-3607
- **Bear Tracks Travel Center**
 - This is your one-stop-shop for home décor, groceries and even fishing gear. Nestled in the mountains of Western North Carolina, you're sure to find a truly unique shopping experience!
 - Address: 1092 Rosman Highway, Lake Toxaway – 828-862-8992
- **Toxaway Wine & Cheese**
 - Dubbed Western North Carolina's premier store for wine, cheese, beer, aged steaks and goodies galore.
 - Address: 15889 Rosman Highway, Lake Toxaway - 828-884-6667

VISIT:

- **Mountain Treasures Gem Mine**
 - Feel the rush of mining gem stones and have the owners polish and set your favorite finds in gold or silver.
 - Address: 15835 Rosman Hwy, Lake Toxaway - 828-966-4334
- **Whitewater Equestrian Center**
 - Saddle up for guided trail rides through 375 acres of protected wilderness with owner Kayren Hilde.
 - Address: 6420 Whitewater Rd, Sapphire, NC - 828-966-9646
- **Waterfall Tour with Craig Miller**
 - Bask in the beauty of one waterfall after the other with this guided tour.
 - Address: 303 Lize Reece Rd, Brevard NC 828-884-8982




MILLENNIUM



A-LO-HA!!!



Finding her inner Yogi!



The resemblance is uncanny



The Millennium Dance Team



That lei TOTALLY makes the outfit!



Show 'em how it's done



Did they plan this?



Raise the roof




Everyone's favorite waitress "Ruth"



OPEN HOUSE



A magical finale



Who woulda thought he had a way with cake?



Masquerade Madness



You want me to do what?



Guten Morgen!



Le Cordon Bleu Crew



Our Gondolier ready to whisk guests away to Venice



How did these get in there?





Millennium Luxury Coaches
 1601 Dolgner Place
 Sanford, Florida 32771

PRESORTED
 STANDARD
 US POSTAGE PAID
 MID-FLORIDA, FL
 PERMIT NO. 20590



PROFESSIONAL SERVICES FROM A NAME YOU CAN TRUST!

COLLISION REPAIR & PAINT SERVICES WE SERVICE:

All Recreational Vehicles • All Trucking & Fleet Vehicles • All Trailers • All Tow Vehicles

EXTERIOR SERVICES:

- Professional Collision Repair
- Expert Color Matching
- Fiberglass Repair
- Dent and Scratch Repair
- Awning Installations
- Coach Structural Repairs
- Delamination
- Fiberglass Front and Rear Cap Replacements
- Storm and Hail Damage
- Welding
- Window Replacement
- Custom Paint Work including Pin Striping, Fades, Lettering
- Base Coat / Clear Coat
- Repaint trailers to match coach
- 3M Protection Services
- Resealing
- Rust Protection
- Under Coating
- Full Detailing

